




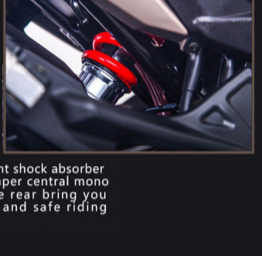

More Power, max. power up to 12.5Kw@8000rpm and max. torque to 17N.m@6500rpm, behold the Power of King!

The innovative 6 LED convex lens design of the leopard-faced front light makes your journey at night safer and more reliable.



Fresh-looking full digital LCD dashboard.

Wide, high-resilience and comfortable seat cushion in fashion.



Stylish stainless-iron muffler.

Creative-designed rear fender.



The inverted front shock absorber and oil/gas damper central mono absorber in the rear bring you a comfortable and safe riding experience.

### Specifications

Dimension (L×W×H mm) :	2000×780×1285	Max. Power(kw/rpm):	12.5/8000
Wheel base (mm):	1340	Max. Torque(N.m/rpm):	17/6500
Net Weight(kg):	153	Start:	electric start
Height Of Seat (mm):	790	Transmission:	6 gears, hand-clutched
Fuel Tank Capacity(L):	14	Brake (front/rear):	disk/disk
Engine Type:	vertical single-cylinder, water-cooled, four-stroke	Wheel:	Al-alloy
Bore×Stroke(mm):	65.5×58.8	Tire(front):	100/80-17
Displacement(ml):	198	Tire(rear):	130/70-17
Compression ratio:	11:1	Max. Speed (km/h):	110
		Economical Fuel Consumption (l/100km)	≤2.2



## KPT200 Model Display

